

Attack Against 160.250.227.1/32

Starting:	16 November 2025 05:53:55 UTC	Total Attack Data:	5112 GB 3581.95 Million Packets
Finishing:	16 November 2025 06:00:14 UTC	Peak Attack Size:	1412.35 Gbps 123.68 Mpps

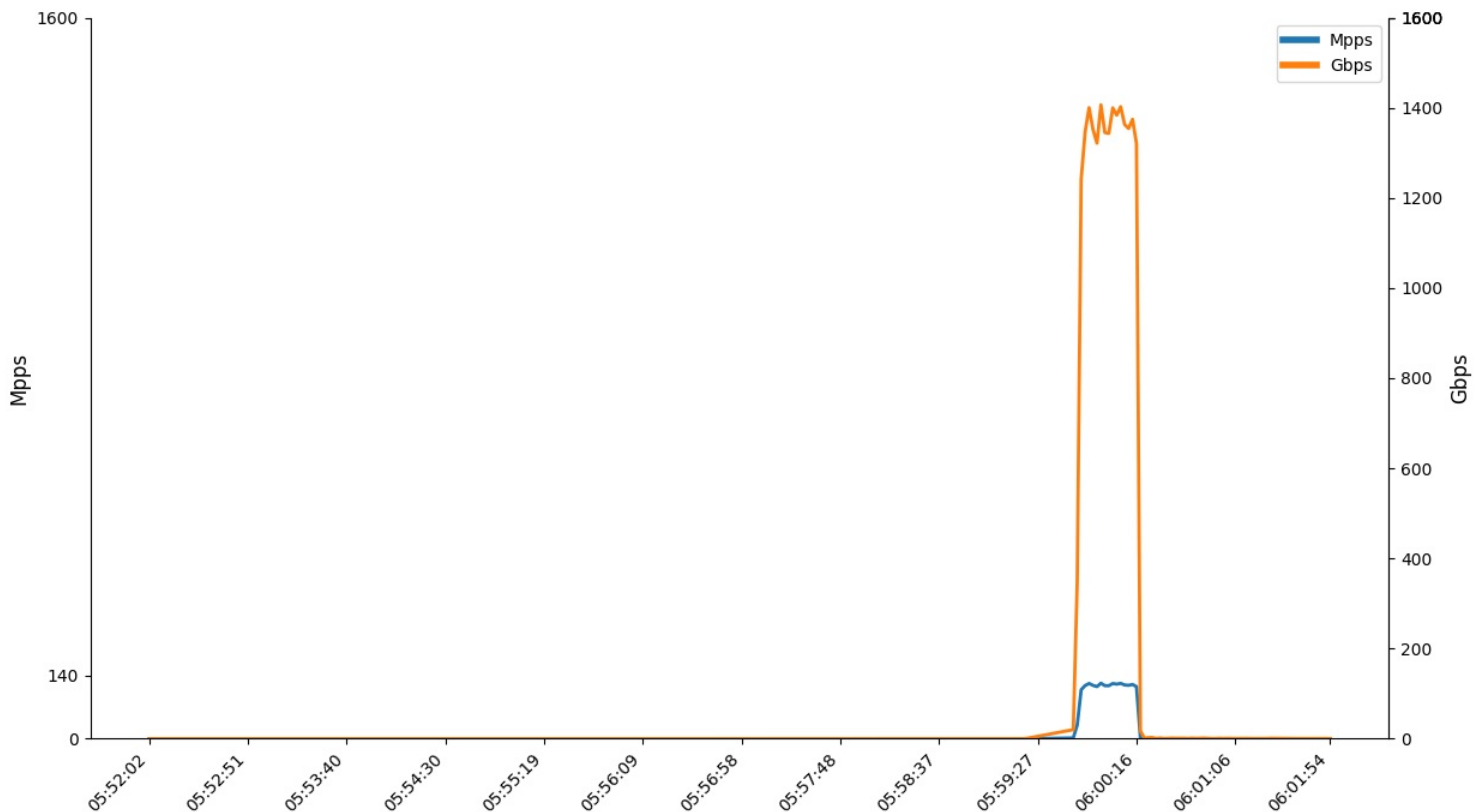
DEFINITIONS

- **Gb** - Quantity of data in gigabytes.
- **Gbps** - Bitrate of data in gigabits per second.
- **Mp** - Quantity of million packets.
- **Mpps** - Packet-rate of data in million packets per second.
- **Peak** - Largest value over the attack.
- **Total** - Sum of all values during the attack.

When evaluating charts, it is important to note that anything less than 1% will be moved into the 'Other' category for readability. It is also worth noting that values are also rounded to the second decimal place. When a value is less than 0.01% or greater than 99.99% it will be marked as < 0.01% and > 99.99% respectively.

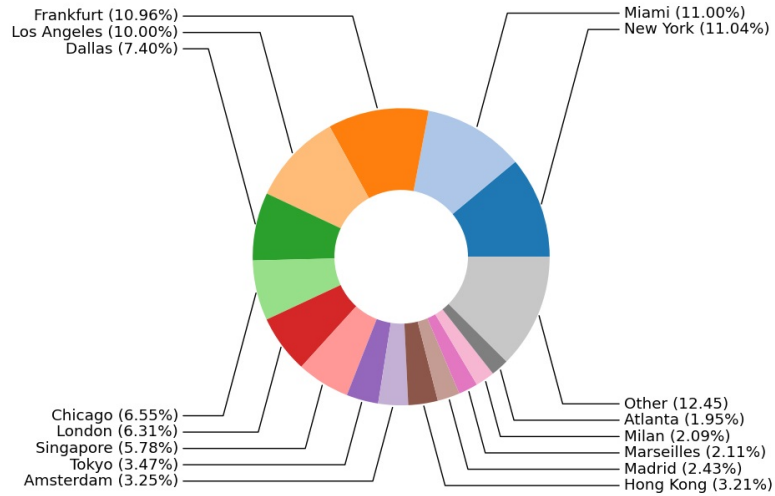
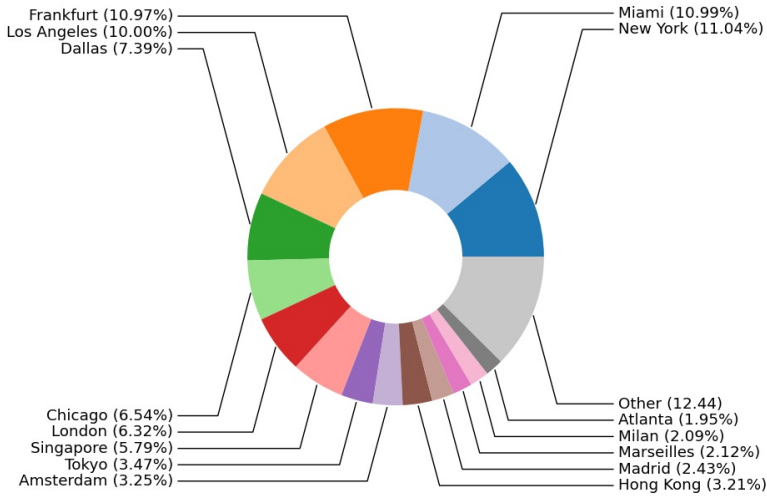
ATTACK TIMELINE

This is a full overview of the traffic as it was seen by our mitigation appliances.



SCRUBBING SITE BREAKDOWN

The locations that the monitored traffic was scrubbed at.

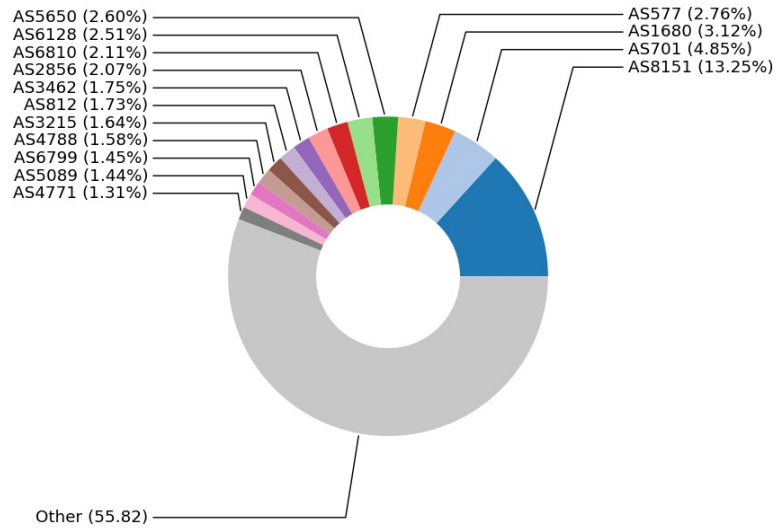
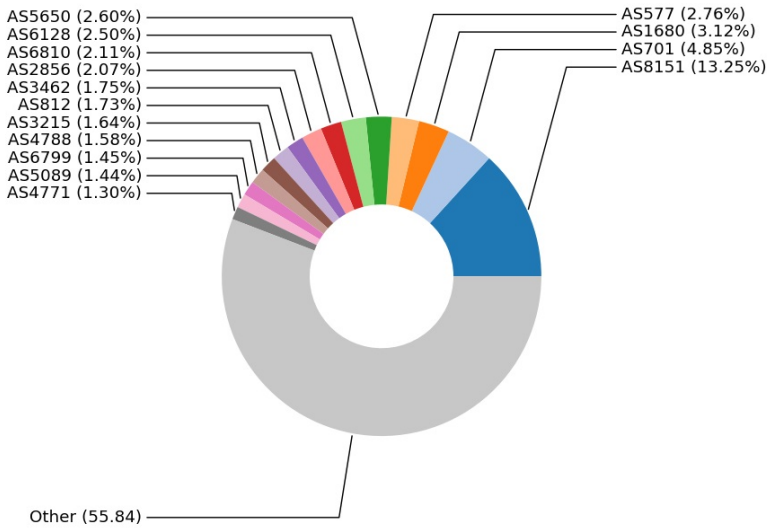


Packet Volume		
Site	Percentage	Total Mp
New York	11.04%	395.30
Miami	10.99%	393.72
Frankfurt	10.97%	392.93
Los Angeles	10.00%	358.27
Dallas	7.39%	264.84
Chicago	6.54%	234.44
London	6.32%	226.42
Singapore	5.79%	207.31
Tokyo	3.47%	124.28
Amsterdam	3.25%	116.30
Hong Kong	3.21%	114.97
Madrid	2.43%	87.04
Marseilles	2.12%	75.75
Milan	2.09%	74.76
Atlanta	1.95%	69.86
Other	12.44%	445.76

Gigabytes		
Site	Percentage	Total Gb
New York	11.04%	564.49
Miami	11.00%	562.09
Frankfurt	10.96%	560.48
Los Angeles	10.00%	511.40
Dallas	7.40%	378.19
Chicago	6.55%	334.78
London	6.31%	322.82
Singapore	5.78%	295.67
Tokyo	3.47%	177.46
Amsterdam	3.25%	166.08
Hong Kong	3.21%	164.11
Madrid	2.43%	124.30
Marseilles	2.11%	107.90
Milan	2.09%	106.76
Atlanta	1.95%	99.76
Other	12.45%	636.20

AS BREAKDOWN

The ASN's that monitored traffic appears to have originated from.



Packet Volume		
ASN	Percentage	Total Mp
AS8151	13.25%	474.52
AS701	4.85%	173.69
AS1680	3.12%	111.90
AS577	2.76%	98.83
AS5650	2.60%	93.08
AS6128	2.50%	89.72
AS6810	2.11%	75.60
AS2856	2.07%	74.12
AS3462	1.75%	62.68
AS812	1.73%	62.09
AS3215	1.64%	58.72
AS4788	1.58%	56.74
AS6799	1.45%	52.04
AS5089	1.44%	51.44
AS4771	1.30%	46.74
Other	55.84%	2000.04

Gigabytes		
ASN	Percentage	Total Gb
AS8151	13.25%	677.62
AS701	4.85%	248.03
AS1680	3.12%	159.71
AS577	2.76%	141.12
AS5650	2.60%	132.92
AS6128	2.51%	128.11
AS6810	2.11%	107.96
AS2856	2.07%	105.84
AS3462	1.75%	89.44
AS812	1.73%	88.66
AS3215	1.64%	83.85
AS4788	1.58%	81.03
AS6799	1.45%	74.31
AS5089	1.44%	73.38
AS4771	1.31%	66.74
Other	55.82%	2853.75

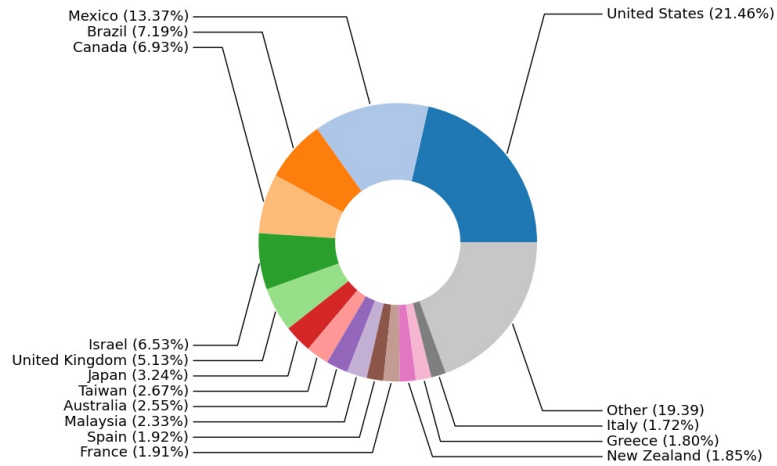
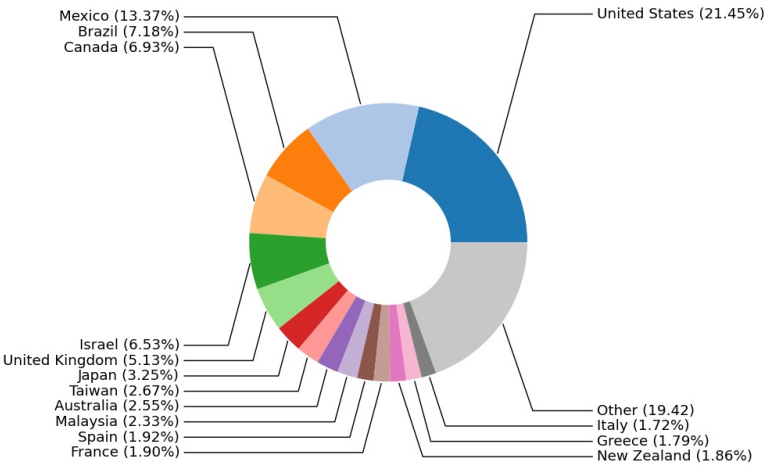
PROTOCOL BREAKDOWN

The traffic composition consisted of only one protocol, which was UDP. Details below.

Packet Volume			Gigabytes		
Protocol	Percentage	Total Mp	Protocol	Percentage	Total Gb
UDP	100%	3581.95	UDP	100%	5112.49

TRAFFIC ORIGIN BREAKDOWN

The origin from which the monitored traffic appears to have originated from.

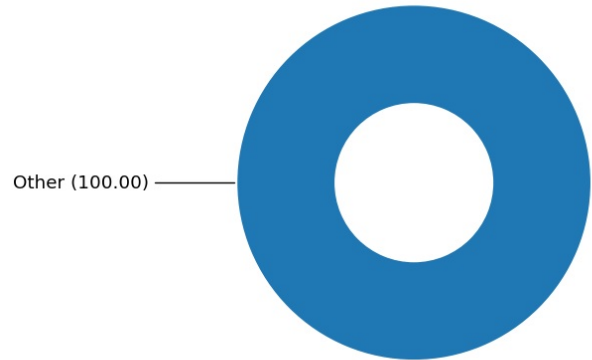
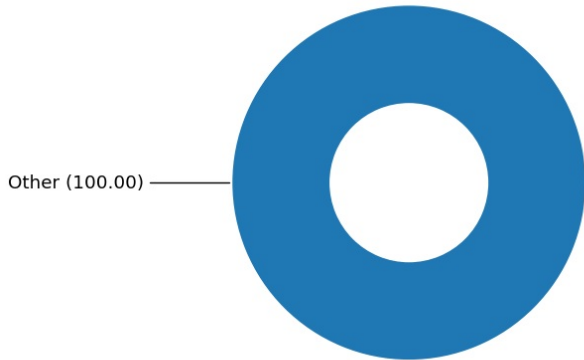


Packet Volume		
Origin	Percentage	Total Mp
United States	21.45%	768.38
Mexico	13.37%	478.93
Brazil	7.18%	257.36
Canada	6.93%	248.25
Israel	6.53%	233.94
United Kingdom	5.13%	183.79
Japan	3.25%	116.25
Taiwan	2.67%	95.51
Australia	2.55%	91.25
Malaysia	2.33%	83.53
Spain	1.92%	68.82
France	1.90%	68.23
New Zealand	1.86%	66.45
Greece	1.79%	64.27
Italy	1.72%	61.54
Other	19.42%	695.45

Gigabytes		
Origin	Percentage	Total Gb
United States	21.46%	1097.11
Mexico	13.37%	683.70
Brazil	7.19%	367.51
Canada	6.93%	354.51
Israel	6.53%	334.00
United Kingdom	5.13%	262.37
Japan	3.24%	165.79
Taiwan	2.67%	136.32
Australia	2.55%	130.31
Malaysia	2.33%	119.28
Spain	1.92%	98.28
France	1.91%	97.43
New Zealand	1.85%	94.74
Greece	1.80%	91.77
Italy	1.72%	87.88
Other	19.39%	991.50

SOURCE ADDRESS BREAKDOWN

The source addresses that monitored traffic appears to have originated from.

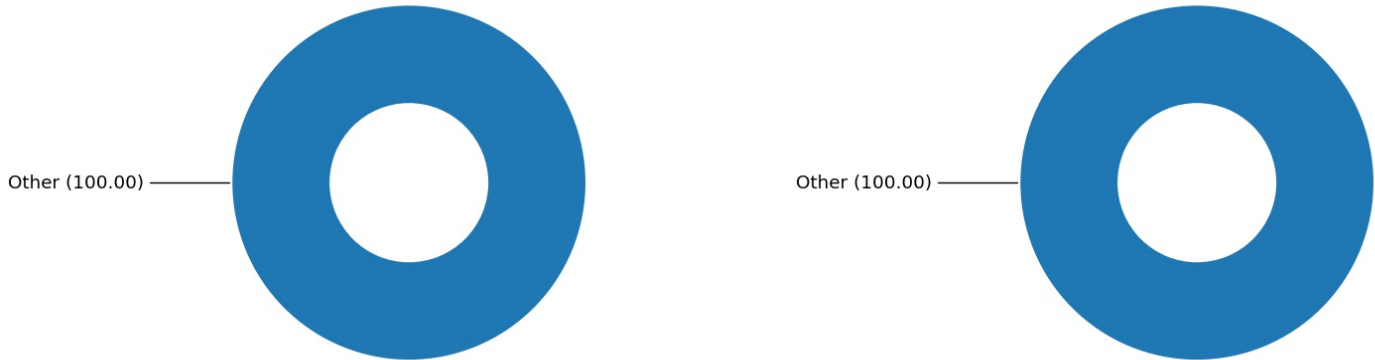


Packet Volume		
Source Address	Percentage	Total Mp
106.219.154.183	0.09%	3.17
47.206.115.167	0.08%	2.87
96.241.30.70	0.08%	2.82
93.89.140.237	0.08%	2.77
108.24.227.247	0.08%	2.77
47.207.54.178	0.08%	2.72
47.147.149.237	0.08%	2.72
92.179.201.216	0.08%	2.67
74.128.247.69	0.07%	2.62
47.150.220.34	0.07%	2.62
184.147.106.45	0.07%	2.57
24.182.56.3	0.07%	2.57
143.103.76.111	0.07%	2.53
89.36.71.127	0.07%	2.53
61.244.43.130	0.07%	2.53
Other	98.87%	3541.47

Gigabytes		
Source Address	Percentage	Total Gb
106.219.154.183	0.09%	4.52
47.206.115.167	0.08%	4.10
96.241.30.70	0.08%	4.03
93.89.140.237	0.08%	3.96
108.24.227.247	0.08%	3.96
47.207.54.178	0.08%	3.89
47.147.149.237	0.08%	3.89
92.179.201.216	0.08%	3.82
74.128.247.69	0.07%	3.75
47.150.220.34	0.07%	3.75
184.147.106.45	0.07%	3.68
24.182.56.3	0.07%	3.68
143.103.76.111	0.07%	3.61
89.36.71.127	0.07%	3.61
61.244.43.130	0.07%	3.61
Other	98.87%	5054.65

SOURCE PORT BREAKDOWN

The source ports that monitored traffic appears to have come from.



Attack profile matches random source port / random destination port
 This means there are many random destination or source ports each with low packet volume

Packet Volume			Gigabytes		
Source Port	Percentage	Total Mp	Source Port	Percentage	Total Gb
64637	0.13%	4.56	64637	0.09%	4.40
27783	0.08%	2.97	27783	0.08%	4.24
24941	0.08%	2.87	24941	0.08%	4.10
3941	0.08%	2.87	3941	0.08%	4.10
54712	0.08%	2.82	54712	0.08%	4.03
25167	0.08%	2.82	25167	0.08%	4.03
27048	0.08%	2.77	27048	0.08%	3.96
44367	0.08%	2.72	44367	0.08%	3.89
21492	0.08%	2.72	21492	0.08%	3.89
7583	0.08%	2.67	7583	0.08%	3.82
64075	0.07%	2.62	64075	0.07%	3.75
6364	0.07%	2.62	6364	0.07%	3.75
3224	0.07%	2.57	3224	0.07%	3.68
54883	0.07%	2.57	54883	0.07%	3.68
8664	0.07%	2.53	8664	0.07%	3.61
Other	98.81%	3539.25	Other	98.85%	5053.57

DESTINATION PORT BREAKDOWN

The traffic was only destined for one port, which was 53. Details below.

Attack profile matches random source port / random destination port
This means there are many random destination or source ports each with low packet volume

Packet Volume			Gigabytes		
Destination Port	Percentage	Total Mp	Destination Port	Percentage	Total Gb
53	100%	3581.95	53	100%	5112.49

ANALYSIS BY SCRUBBING SITE

Miami	
TOTAL DATA:	562.09 Gb / 393.72 Mp
PEAK SIZE:	172.52 Gbps / 15.10 Mpps
SOURCE AS:	AS30689, AS33363, AS6167, AS263698, AS262394, AS14080, AS28132, AS264691, AS52350, AS52673 + 337 others
SOURCE COUNTRY:	Argentina, Bolivia, French Guiana, Martinique, Barbados, Suriname, Brazil, Mexico, Bahamas, Costa Rica + 23 others
PROTOCOLS:	UDP
SOURCE PORTS:	49152, 40971, 40972, 57359, 23, 16412, 57382, 24617, 49198, 16431 + 1353 others
DESTINATION PORTS:	53

Frankfurt	
TOTAL DATA:	560.48 Gb / 392.93 Mp
PEAK SIZE:	161.77 Gbps / 14.16 Mpps
SOURCE AS:	AS29485, AS43046, AS12491, AS50060, AS21334, AS47956, AS56340, AS39045, AS6876, AS42893 + 229 others
SOURCE COUNTRY:	Russia, Hungary, Austria, Denmark, Latvia, Poland, Italy, France, Sweden, Greece + 26 others
PROTOCOLS:	UDP
SOURCE PORTS:	16386, 32777, 8202, 49165, 24593, 19, 40981, 24597, 8227, 16436 + 2020 others
DESTINATION PORTS:	53

New York	
TOTAL DATA:	524.90 Gb / 367.58 Mp
PEAK SIZE:	158.38 Gbps / 13.86 Mpps
SOURCE AS:	AS5690, AS30549, AS812, AS394710, AS22639, AS395965, AS577, AS855, AS6167, AS19901 + 31 others
SOURCE COUNTRY:	United States, Jamaica, Canada, Brazil, Trinidad and Tobago, Guyana
PROTOCOLS:	UDP
SOURCE PORTS:	49154, 16387, 4, 49161, 16415, 32800, 32816, 59, 60, 41022 + 1778 others
DESTINATION PORTS:	53

ANALYSIS BY SCRUBBING SITE (CONTINUED)

Dallas	
TOTAL DATA:	378.19 Gb / 264.84 Mp
PEAK SIZE:	117.65 Gbps / 10.30 Mpps
SOURCE AS:	AS398337, AS11888, AS19108, AS395357, AS20436, AS11492, AS397412, AS3356, AS11172, AS63270 + 48 others
SOURCE COUNTRY:	United States, Mexico
PROTOCOLS:	UDP
SOURCE PORTS:	8192, 16385, 26, 32795, 40995, 41000, 48, 16436, 24633, 24638 + 1248 others
DESTINATION PORTS:	53

Chicago	
TOTAL DATA:	334.78 Gb / 234.44 Mp
PEAK SIZE:	104.08 Gbps / 9.11 Mpps
SOURCE AS:	AS33363, AS30600, AS30567, AS6167, AS7029, AS19901, AS398721, AS11351, AS40788, AS30036 + 76 others
SOURCE COUNTRY:	Canada, United States
PROTOCOLS:	UDP
SOURCE PORTS:	38918, 10248, 61458, 63507, 2068, 12311, 40985, 36889, 61468, 40991 + 1166 others
DESTINATION PORTS:	53

Los Angeles	
TOTAL DATA:	312.15 Gb / 218.60 Mp
PEAK SIZE:	95.59 Gbps / 8.37 Mpps
SOURCE AS:	AS19108, AS209, AS8151, AS11492, AS7922, AS11404, AS0
SOURCE COUNTRY:	United States, Mexico
PROTOCOLS:	UDP
SOURCE PORTS:	16386, 57346, 24585, 4106, 51211, 49165, 63502, 51216, 59408, 43026 + 950 others
DESTINATION PORTS:	53

ANALYSIS BY SCRUBBING SITE (CONTINUED)
Singapore

TOTAL DATA:	295.67 Gb / 207.31 Mp
PEAK SIZE:	92.73 Gbps / 8.12 Mpps
SOURCE AS:	AS141525, AS10030, AS3758, AS9658, AS132453, AS55947, AS7642, AS9230, AS131918, AS55430 + 78 others
SOURCE COUNTRY:	South Korea, Thailand, Taiwan, Uzbekistan, Pakistan, Hong Kong, Singapore, Bahrain, Nepal, Malaysia + 11 others
PROTOCOLS:	UDP
SOURCE PORTS:	8193, 47109, 6150, 57351, 53253, 14344, 12299, 2064, 34832, 55315 + 878 others
DESTINATION PORTS:	53

London

TOTAL DATA:	224.48 Gb / 157.50 Mp
PEAK SIZE:	72.97 Gbps / 6.44 Mpps
SOURCE AS:	AS31363, AS60673, AS58246, AS328278, AS12496, AS8468, AS328068, AS215523, AS328837, AS6661 + 82 others
SOURCE COUNTRY:	Latvia, Poland, Bulgaria, Norway, Namibia, France, Luxembourg, Russia, Mauritius, United Kingdom + 7 others
PROTOCOLS:	UDP
SOURCE PORTS:	30721, 63492, 49157, 6, 47111, 30733, 18447, 4116, 4117, 63511 + 938 others
DESTINATION PORTS:	53

Los Angeles

TOTAL DATA:	199.24 Gb / 139.67 Mp
PEAK SIZE:	63.35 Gbps / 5.55 Mpps
SOURCE AS:	AS11888, AS6315, AS6167, AS7922, AS11404, AS36149, AS54623, AS26919, AS25840, AS26801 + 21 others
SOURCE COUNTRY:	Bahrain, United States, Mexico, United Arab Emirates
PROTOCOLS:	UDP
SOURCE PORTS:	61440, 55296, 43014, 43020, 2061, 40974, 14348, 6159, 57372, 49182 + 544 others
DESTINATION PORTS:	53

ANALYSIS BY SCRUBBING SITE (CONTINUED)
Tokyo

TOTAL DATA:	177.46 Gb / 124.28 Mp
PEAK SIZE:	56.00 Gbps / 4.90 Mpps
SOURCE AS:	AS10013, AS18081, AS24164, AS18049, AS4812, AS24158, AS9351, AS18281, AS131923, AS23805 + 43 others
SOURCE COUNTRY:	Japan, Taiwan, South Korea, China
PROTOCOLS:	UDP
SOURCE PORTS:	38912, 49153, 26626, 40960, 18437, 18439, 53258, 8203, 24592, 16403 + 617 others
DESTINATION PORTS:	53

Hong Kong

TOTAL DATA:	164.11 Gb / 114.97 Mp
PEAK SIZE:	51.47 Gbps / 4.51 Mpps
SOURCE AS:	AS18049, AS17421, AS24086, AS7482, AS4760, AS4609, AS7552, AS9381, AS34470, AS131596 + 19 others
SOURCE COUNTRY:	Hong Kong, Macao, Russia, Vietnam, United Arab Emirates, Taiwan
PROTOCOLS:	UDP
SOURCE PORTS:	10240, 6151, 38922, 49167, 22544, 4113, 28691, 20504, 49182, 6175 + 540 others
DESTINATION PORTS:	53

Madrid

TOTAL DATA:	124.30 Gb / 87.04 Mp
PEAK SIZE:	44.12 Gbps / 3.86 Mpps
SOURCE AS:	AS29119, AS3339, AS210423, AS206276, AS199496, AS36884, AS44278, AS51681, AS214123, AS15704 + 29 others
SOURCE COUNTRY:	Spain, Portugal, Morocco
PROTOCOLS:	UDP
SOURCE PORTS:	57349, 45065, 51216, 55328, 4143, 32821, 4151, 16442, 59454, 61503 + 304 others
DESTINATION PORTS:	53

ANALYSIS BY SCRUBBING SITE (CONTINUED)
Marseilles

TOTAL DATA:	107.90 Gb / 75.75 Mp
PEAK SIZE:	37.33 Gbps / 3.27 Mpps
SOURCE AS:	AS328471, AS6713, AS36992, AS39305, AS327808, AS6057, AS15704, AS6758, AS37611, AS24835 + 21 others
SOURCE COUNTRY:	Egypt, Congo, Italy, Spain, France, Lesotho, Cyprus, Saudi Arabia, United Arab Emirates, Palestine + 8 others
PROTOCOLS:	UDP
SOURCE PORTS:	43008, 40969, 18442, 32780, 4112, 26641, 57368, 63522, 16430, 18483 + 422 others
DESTINATION PORTS:	53

Atlanta

TOTAL DATA:	99.76 Gb / 69.86 Mp
PEAK SIZE:	33.94 Gbps / 2.97 Mpps
SOURCE AS:	AS40510, AS23418, AS13760, AS11492, AS399065, AS396052, AS26809, AS31919, AS16433, AS6167 + 63 others
SOURCE COUNTRY:	Colombia, United States
PROTOCOLS:	UDP
SOURCE PORTS:	9216, 28164, 37386, 5642, 63500, 39437, 35343, 65043, 26132, 57875 + 263 others
DESTINATION PORTS:	53

London

TOTAL DATA:	98.34 Gb / 68.92 Mp
PEAK SIZE:	31.68 Gbps / 2.77 Mpps
SOURCE AS:	AS5607, AS205975, AS33763, AS5089, AS29695, AS6830, AS31655
SOURCE COUNTRY:	Ireland, United Kingdom, Norway, Namibia
PROTOCOLS:	UDP
SOURCE PORTS:	45057, 47109, 61446, 43016, 49170, 28690, 45076, 6162, 28691, 55319 + 622 others
DESTINATION PORTS:	53

ANALYSIS BY ORIGIN ASN
AS8151

TOTAL DATA:	677.62 Gb / 474.52 Mp
PEAK SIZE:	194.58 Gbps / 17.03 Mpps
SOURCE AS:	AS8151
SOURCE COUNTRY:	Mexico
MITIGATION SITES:	Phoenix, Los Angeles, Miami, Dallas
PROTOCOLS:	UDP
SOURCE PORTS:	8192, 16385, 16386, 57346, 24585, 49165, 40974, 8214, 26, 32795 + 2067 others
DESTINATION PORTS:	53

AS701

TOTAL DATA:	248.03 Gb / 173.69 Mp
PEAK SIZE:	76.36 Gbps / 6.68 Mpps
SOURCE AS:	AS701
SOURCE COUNTRY:	United States
MITIGATION SITES:	Ashburn, New York
PROTOCOLS:	UDP
SOURCE PORTS:	28672, 14337, 4, 49161, 18442, 51216, 32800, 4136, 28716, 51249 + 680 others
DESTINATION PORTS:	53

AS1680

TOTAL DATA:	159.71 Gb / 111.90 Mp
PEAK SIZE:	51.47 Gbps / 4.51 Mpps
SOURCE AS:	AS1680
SOURCE COUNTRY:	Israel
MITIGATION SITES:	Frankfurt, Amsterdam
PROTOCOLS:	UDP
SOURCE PORTS:	18441, 32777, 4109, 63506, 26647, 47131, 59421, 55327, 8227, 55333 + 492 others
DESTINATION PORTS:	53

ANALYSIS BY ORIGIN ASN (CONTINUED)
AS577

TOTAL DATA:	141.12 Gb / 98.83 Mp
PEAK SIZE:	49.21 Gbps / 4.31 Mpps
SOURCE AS:	AS577
SOURCE COUNTRY:	Canada
MITIGATION SITES:	Chicago, New York
PROTOCOLS:	UDP
SOURCE PORTS:	10248, 61458, 2068, 40991, 4130, 45095, 59432, 2090, 36907, 4140 + 379 others
DESTINATION PORTS:	53

AS5650

TOTAL DATA:	132.92 Gb / 93.08 Mp
PEAK SIZE:	44.12 Gbps / 3.86 Mpps
SOURCE AS:	AS5650
SOURCE COUNTRY:	United States
MITIGATION SITES:	Ashburn, Chicago, Miami, Los Angeles, Dallas, New York
PROTOCOLS:	UDP
SOURCE PORTS:	10753, 19970, 28163, 62469, 40455, 44555, 43020, 52237, 9228, 33807 + 263 others
DESTINATION PORTS:	53

AS6128

TOTAL DATA:	128.11 Gb / 89.72 Mp
PEAK SIZE:	42.99 Gbps / 3.76 Mpps
SOURCE AS:	AS6128
SOURCE COUNTRY:	United States
MITIGATION SITES:	New York
PROTOCOLS:	UDP
SOURCE PORTS:	26635, 47122, 34836, 12311, 6182, 36904, 43058, 38966, 59449, 61498 + 437 others
DESTINATION PORTS:	53

ANALYSIS BY ORIGIN ASN (CONTINUED)
AS6810

TOTAL DATA:	107.96 Gb / 75.60 Mp
PEAK SIZE:	36.20 Gbps / 3.17 Mpps
SOURCE AS:	AS6810
SOURCE COUNTRY:	Israel
MITIGATION SITES:	Marseilles, Frankfurt
PROTOCOLS:	UDP
SOURCE PORTS:	14338, 6146, 40969, 18442, 8202, 4112, 26641, 20501, 57368, 63522 + 357 others
DESTINATION PORTS:	53

AS2856

TOTAL DATA:	105.84 Gb / 74.12 Mp
PEAK SIZE:	34.50 Gbps / 3.02 Mpps
SOURCE AS:	AS2856
SOURCE COUNTRY:	United Kingdom
MITIGATION SITES:	London
PROTOCOLS:	UDP
SOURCE PORTS:	63492, 49157, 471111, 18447, 4116, 63511, 4121, 6177, 49185, 49199 + 494 others
DESTINATION PORTS:	53

AS3462

TOTAL DATA:	89.44 Gb / 62.68 Mp
PEAK SIZE:	31.68 Gbps / 2.77 Mpps
SOURCE AS:	AS3462
SOURCE COUNTRY:	Taiwan
MITIGATION SITES:	Hong Kong
PROTOCOLS:	UDP
SOURCE PORTS:	10240, 6151, 38922, 49167, 20504, 49182, 6175, 2105, 43083, 59468 + 327 others
DESTINATION PORTS:	53

ANALYSIS BY ORIGIN ASN (CONTINUED)
AS812

TOTAL DATA:	88.66 Gb / 62.09 Mp
PEAK SIZE:	31.11 Gbps / 2.72 Mpps
SOURCE AS:	AS812
SOURCE COUNTRY:	Canada
MITIGATION SITES:	New York
PROTOCOLS:	UDP
SOURCE PORTS:	28673, 49154, 4, 43013, 45087, 16415, 26659, 22564, 59442, 14388 + 383 others
DESTINATION PORTS:	53

AS3215

TOTAL DATA:	83.85 Gb / 58.72 Mp
PEAK SIZE:	31.68 Gbps / 2.77 Mpps
SOURCE AS:	AS3215
SOURCE COUNTRY:	Guadeloupe, French Guiana, Martinique, France
MITIGATION SITES:	Frankfurt, Paris, Miami, Ashburn
PROTOCOLS:	UDP
SOURCE PORTS:	61440, 41473, 10754, 27648, 35335, 49671, 51722, 36363, 15372, 3597 + 222 others
DESTINATION PORTS:	53

AS4788

TOTAL DATA:	81.03 Gb / 56.74 Mp
PEAK SIZE:	29.98 Gbps / 2.62 Mpps
SOURCE AS:	AS4788
SOURCE COUNTRY:	Malaysia
MITIGATION SITES:	Singapore
PROTOCOLS:	UDP
SOURCE PORTS:	8193, 25601, 6150, 58375, 12299, 40459, 35341, 2064, 55315, 64022 + 268 others
DESTINATION PORTS:	53

ANALYSIS BY ORIGIN ASN (CONTINUED)
AS6799

TOTAL DATA:	74.31 Gb / 52.04 Mp
PEAK SIZE:	25.45 Gbps / 2.23 Mpps
SOURCE AS:	AS6799
SOURCE COUNTRY:	Greece
MITIGATION SITES:	Frankfurt
PROTOCOLS:	UDP
SOURCE PORTS:	43012, 34825, 8202, 59403, 38928, 59416, 10272, 51233, 10277, 36912 + 347 others
DESTINATION PORTS:	53

AS5089

TOTAL DATA:	73.38 Gb / 51.44 Mp
PEAK SIZE:	27.72 Gbps / 2.43 Mpps
SOURCE AS:	AS5089
SOURCE COUNTRY:	United Kingdom
MITIGATION SITES:	London
PROTOCOLS:	UDP
SOURCE PORTS:	47109, 61446, 43016, 49170, 28690, 45076, 6162, 28691, 26647, 4120 + 461 others
DESTINATION PORTS:	53

AS4771

TOTAL DATA:	66.74 Gb / 46.74 Mp
PEAK SIZE:	24.32 Gbps / 2.13 Mpps
SOURCE AS:	AS4771
SOURCE COUNTRY:	New Zealand
MITIGATION SITES:	Wellington, Auckland, Unknown
PROTOCOLS:	UDP
SOURCE PORTS:	5640, 36877, 31247, 16913, 23571, 52244, 49684, 47641, 6684, 16929 + 191 others
DESTINATION PORTS:	53

ANALYSIS BY SOURCE COUNTRY
United States

TOTAL DATA:	1097.11 Gb / 768.38 Mp
PEAK SIZE:	316.18 Gbps / 27.68 Mpps
SOURCE AS:	AS398337, AS394111, AS395357, AS29866, AS397412, AS30600, AS33363, AS16433, AS6167, AS30567 + 232 others
MITIGATION SITES:	Ashburn, Chicago, Paris, Seattle, Miami, Los Angeles, Dallas, Phoenix, Atlanta, New York
PROTOCOLS:	UDP
SOURCE PORTS:	16387, 4, 49161, 10, 40972, 23, 40985, 57372, 16412, 24606 + 3500 others
DESTINATION PORTS:	53

Mexico

TOTAL DATA:	683.70 Gb / 478.93 Mp
PEAK SIZE:	196.26 Gbps / 17.18 Mpps
SOURCE AS:	AS11888, AS28509, AS8151, AS278, AS28376, AS11172, AS13999, AS22884, AS0
MITIGATION SITES:	Phoenix, Los Angeles, Miami, Dallas
PROTOCOLS:	UDP
SOURCE PORTS:	8192, 16385, 16386, 57346, 24585, 49165, 40974, 8214, 26, 32795 + 2093 others
DESTINATION PORTS:	53

Brazil

TOTAL DATA:	367.51 Gb / 257.36 Mp
PEAK SIZE:	118.22 Gbps / 10.35 Mpps
SOURCE AS:	AS7738, AS267147, AS269557, AS264278, AS266468, AS26599, AS270795, AS265949, AS28664, AS268141 + 266 others
MITIGATION SITES:	Miami, New York
PROTOCOLS:	UDP
SOURCE PORTS:	53256, 12297, 4106, 40971, 22542, 18446, 55313, 43025, 63507, 30738 + 608 others
DESTINATION PORTS:	53

ANALYSIS BY SOURCE COUNTRY (CONTINUED)
Canada

TOTAL DATA:	354.51 Gb / 248.25 Mp
PEAK SIZE:	113.13 Gbps / 9.90 Mpps
SOURCE AS:	AS5690, AS30549, AS2735, AS812, AS394710, AS7122, AS22639, AS395965, AS577, AS855 + 25 others
MITIGATION SITES:	Seattle, Ashburn, Chicago, New York
PROTOCOLS:	UDP
SOURCE PORTS:	28673, 49154, 4, 43013, 10248, 59432, 53260, 28684, 10257, 61458 + 1195 others
DESTINATION PORTS:	53

Israel

TOTAL DATA:	334.00 Gb / 233.94 Mp
PEAK SIZE:	101.81 Gbps / 8.91 Mpps
SOURCE AS:	AS1680, AS212616, AS206815, AS12491, AS47956, AS8551, AS202940, AS6810, AS208666, AS60636 + 5 others
MITIGATION SITES:	Marseilles, Frankfurt, Amsterdam
PROTOCOLS:	UDP
SOURCE PORTS:	10241, 14338, 6146, 40969, 18441, 18442, 8202, 4109, 32777, 4112 + 1084 others
DESTINATION PORTS:	53

United Kingdom

TOTAL DATA:	262.37 Gb / 183.79 Mp
PEAK SIZE:	82.02 Gbps / 7.18 Mpps
SOURCE AS:	AS6871, AS25310, AS206067, AS12390, AS58246, AS12496, AS8468, AS31655, AS57793, AS56329 + 34 others
MITIGATION SITES:	London
PROTOCOLS:	UDP
SOURCE PORTS:	49157, 49170, 24602, 49185, 32807, 8233, 49199, 41014, 8252, 24638 + 1338 others
DESTINATION PORTS:	53

ANALYSIS BY SOURCE COUNTRY (CONTINUED)

Japan	
TOTAL DATA:	165.79 Gb / 116.25 Mp
PEAK SIZE:	52.57 Gbps / 4.60 Mpps
SOURCE AS:	AS10013, AS18081, AS9351, AS2519, AS18281, AS131923, AS23805, AS18282, AS7511, AS23778 + 30 others
MITIGATION SITES:	Singapore, Tokyo
PROTOCOLS:	UDP
SOURCE PORTS:	40960, 49153, 26626, 38912, 18437, 57351, 53258, 24592, 51221, 20501 + 541 others
DESTINATION PORTS:	53

Taiwan	
TOTAL DATA:	136.32 Gb / 95.51 Mp
PEAK SIZE:	44.68 Gbps / 3.91 Mpps
SOURCE AS:	AS18049, AS24164, AS17421, AS7482, AS24158, AS24163, AS18429, AS131596, AS18182, AS24165 + 14 others
MITIGATION SITES:	Hong Kong, Singapore, Tokyo, Taipei
PROTOCOLS:	UDP
SOURCE PORTS:	10240, 6151, 38922, 49167, 4113, 16403, 20504, 49182, 6175, 49184 + 543 others
DESTINATION PORTS:	53

Australia	
TOTAL DATA:	130.31 Gb / 91.25 Mp
PEAK SIZE:	45.82 Gbps / 4.01 Mpps
SOURCE AS:	AS17551, AS63850, AS10143, AS45763, AS9313, AS38835, AS18390, AS4739, AS9443, AS24233 + 16 others
MITIGATION SITES:	Melbourne, Adelaide, Brisbane, Sydney, Perth
PROTOCOLS:	UDP
SOURCE PORTS:	14336, 22531, 36872, 28682, 10251, 13, 40977, 18455, 10265, 4122 + 755 others
DESTINATION PORTS:	53

ANALYSIS BY SOURCE COUNTRY (CONTINUED)
Malaysia

TOTAL DATA:	119.28 Gb / 83.53 Mp
PEAK SIZE:	40.72 Gbps / 3.56 Mpps
SOURCE AS:	AS9534, AS10030, AS4788, AS9930
MITIGATION SITES:	Singapore
PROTOCOLS:	UDP
SOURCE PORTS:	8193, 6150, 14344, 12299, 2064, 34832, 55315, 63516, 18463, 18464 + 383 others
DESTINATION PORTS:	53

Spain

TOTAL DATA:	98.28 Gb / 68.82 Mp
PEAK SIZE:	36.77 Gbps / 3.22 Mpps
SOURCE AS:	AS57677, AS29119, AS3339, AS210423, AS206276, AS199496, AS57269, AS44278, AS51681, AS214123 + 27 others
MITIGATION SITES:	Madrid, Frankfurt, Milan, Paris, Marseilles
PROTOCOLS:	UDP
SOURCE PORTS:	44035, 57349, 35846, 1031, 62471, 45065, 23054, 9742, 51216, 6162 + 206 others
DESTINATION PORTS:	53

France

TOTAL DATA:	97.43 Gb / 68.23 Mp
PEAK SIZE:	35.07 Gbps / 3.07 Mpps
SOURCE AS:	AS15557, AS12322, AS3215, AS8362, AS39305, AS8399, AS199636, AS5410
MITIGATION SITES:	Frankfurt, Amsterdam, Paris, Marseilles, London
PROTOCOLS:	UDP
SOURCE PORTS:	61440, 41473, 10754, 27648, 46597, 35335, 49671, 51722, 36363, 15372 + 255 others
DESTINATION PORTS:	53

ANALYSIS BY SOURCE COUNTRY (CONTINUED)
New Zealand

TOTAL DATA:	94.74 Gb / 66.45 Mp
PEAK SIZE:	32.79 Gbps / 2.87 Mpps
SOURCE AS:	AS9245, AS45267, AS56304, AS55850, AS136524, AS55853, AS45475, AS133878, AS4771, AS132744 + 5 others
MITIGATION SITES:	Wellington, Auckland, Unknown
PROTOCOLS:	UDP
SOURCE PORTS:	5640, 24077, 12814, 31247, 36877, 16913, 27153, 23571, 52244, 49684 + 278 others
DESTINATION PORTS:	53

Greece

TOTAL DATA:	91.77 Gb / 64.27 Mp
PEAK SIZE:	31.68 Gbps / 2.77 Mpps
SOURCE AS:	AS6799, AS12361, AS206652, AS1241, AS3329, AS25472
MITIGATION SITES:	Frankfurt, Sofia
PROTOCOLS:	UDP
SOURCE PORTS:	43012, 34825, 8202, 59403, 38928, 59416, 59417, 36894, 10272, 51233 + 445 others
DESTINATION PORTS:	53

Italy

TOTAL DATA:	87.88 Gb / 61.54 Mp
PEAK SIZE:	29.41 Gbps / 2.57 Mpps
SOURCE AS:	AS213260, AS208244, AS203591, AS207054, AS49524, AS199362, AS8224, AS30848, AS34758, AS49289 + 40 others
MITIGATION SITES:	Frankfurt, Milan, Amsterdam, Vienna, Marseilles
PROTOCOLS:	UDP
SOURCE PORTS:	16388, 59409, 18458, 30761, 34865, 49204, 36920, 18492, 18499, 4185 + 324 others
DESTINATION PORTS:	53

ANALYSIS BY PROTOCOL

UDP	
TOTAL DATA:	5112.49 Gb / 3581.95 Mp
PEAK SIZE:	1412.35 Gbps / 123.68 Mpps
SOURCE AS:	AS6855, AS63850, AS141525, AS395357, AS6713, AS30600, AS208666, AS40237, AS25076, AS11351 + 1494 others
SOURCE COUNTRY:	Uruguay, Guyana, Antigua and Barbuda, Belgium, Slovakia, Serbia, India, Belarus, Mozambique, New Zealand + 110 others
MITIGATION SITES:	Amsterdam, Adelaide, Unknown, Muscat, Perth, Tokyo, London, Hong Kong, Madrid, Ashburn + 22 others
SOURCE PORTS:	32771, 4, 6, 8, 32777, 10, 32780, 13, 19, 23 + 15431 others
DESTINATION PORTS:	53

ANALYSIS BY DESTINATION PORT
53

TOTAL DATA:	5112.40 Gb / 3580.41 Mp
PEAK SIZE:	1412.32 Gbps / 123.63 Mpps
SOURCE AS:	AS6855, AS63850, AS141525, AS395357, AS6713, AS30600, AS208666, AS40237, AS25076, AS11351 + 1494 others
SOURCE COUNTRY:	Uruguay, Guyana, Antigua and Barbuda, Belgium, Slovakia, Serbia, India, Belarus, Mozambique, New Zealand + 110 others
MITIGATION SITES:	Amsterdam, Adelaide, Unknown, Muscat, Perth, Tokyo, London, Hong Kong, Madrid, Ashburn + 22 others
PROTOCOLS:	UDP
SOURCE PORTS:	32771, 4, 6, 8, 32777, 10, 32780, 13, 19, 23 + 15431 others

ANALYSIS BY SOURCE PORT
64637

TOTAL DATA:	4.31 Gb / 3.02 Mp
PEAK SIZE:	2.83 Gbps / 0.25 Mpps
SOURCE AS:	AS701, AS12496
SOURCE COUNTRY:	United Kingdom, United States
MITIGATION SITES:	London, New York
PROTOCOLS:	UDP
DESTINATION PORTS:	53

27783

TOTAL DATA:	4.24 Gb / 2.97 Mp
PEAK SIZE:	3.39 Gbps / 0.30 Mpps
SOURCE AS:	AS6327, AS701
SOURCE COUNTRY:	Canada, United States
MITIGATION SITES:	Seattle, New York
PROTOCOLS:	UDP
DESTINATION PORTS:	53

24941

TOTAL DATA:	4.10 Gb / 2.87 Mp
PEAK SIZE:	2.83 Gbps / 0.25 Mpps
SOURCE AS:	AS812, AS701
SOURCE COUNTRY:	Canada, United States
MITIGATION SITES:	Ashburn, New York
PROTOCOLS:	UDP
DESTINATION PORTS:	53

ANALYSIS BY SOURCE PORT (CONTINUED)

3941

TOTAL DATA:	4.10 Gb / 2.87 Mp
-------------	-------------------

PEAK SIZE:	3.39 Gbps / 0.30 Mpps
------------	-----------------------

SOURCE AS:	AS5650
------------	--------

SOURCE COUNTRY:	United States
-----------------	---------------

MITIGATION SITES:	Miami
-------------------	-------

PROTOCOLS:	UDP
------------	-----

DESTINATION PORTS:	53
--------------------	----

54712

TOTAL DATA:	4.03 Gb / 2.82 Mp
-------------	-------------------

PEAK SIZE:	2.26 Gbps / 0.20 Mpps
------------	-----------------------

SOURCE AS:	AS30041, AS9930
------------	-----------------

SOURCE COUNTRY:	Malaysia, United States
-----------------	-------------------------

MITIGATION SITES:	Singapore, Los Angeles
-------------------	------------------------

PROTOCOLS:	UDP
------------	-----

DESTINATION PORTS:	53
--------------------	----

25167

TOTAL DATA:	4.03 Gb / 2.82 Mp
-------------	-------------------

PEAK SIZE:	2.83 Gbps / 0.25 Mpps
------------	-----------------------

SOURCE AS:	AS22773, AS20875, AS8362
------------	--------------------------

SOURCE COUNTRY:	United States, Bosnia and Herzegovina, France
-----------------	---

MITIGATION SITES:	Sofia, Paris, Dallas
-------------------	----------------------

PROTOCOLS:	UDP
------------	-----

DESTINATION PORTS:	53
--------------------	----

ANALYSIS BY SOURCE PORT (CONTINUED)
27048

TOTAL DATA:	3.96 Gb / 2.77 Mp
--------------------	-------------------

PEAK SIZE:	2.83 Gbps / 0.25 Mpps
-------------------	-----------------------

SOURCE AS:	AS38841, AS5650
-------------------	-----------------

SOURCE COUNTRY:	Taiwan, United States
------------------------	-----------------------

MITIGATION SITES:	Tokyo, Miami
--------------------------	--------------

PROTOCOLS:	UDP
-------------------	-----

DESTINATION PORTS:	53
---------------------------	----

44367

TOTAL DATA:	3.89 Gb / 2.72 Mp
--------------------	-------------------

PEAK SIZE:	3.39 Gbps / 0.30 Mpps
-------------------	-----------------------

SOURCE AS:	AS20115, AS8151
-------------------	-----------------

SOURCE COUNTRY:	United States, Mexico
------------------------	-----------------------

MITIGATION SITES:	Seattle, Dallas
--------------------------	-----------------

PROTOCOLS:	UDP
-------------------	-----

DESTINATION PORTS:	53
---------------------------	----

21492

TOTAL DATA:	3.89 Gb / 2.72 Mp
--------------------	-------------------

PEAK SIZE:	3.39 Gbps / 0.30 Mpps
-------------------	-----------------------

SOURCE AS:	AS5650
-------------------	--------

SOURCE COUNTRY:	United States
------------------------	---------------

MITIGATION SITES:	Los Angeles
--------------------------	-------------

PROTOCOLS:	UDP
-------------------	-----

DESTINATION PORTS:	53
---------------------------	----

ANALYSIS BY SOURCE PORT (CONTINUED)
7583
TOTAL DATA: 3.82 Gb / 2.67 Mp

PEAK SIZE: 2.26 Gbps / 0.20 Mpps

SOURCE AS: AS38841, AS56478

SOURCE COUNTRY: United Kingdom, Taiwan

MITIGATION SITES: Tokyo, London

PROTOCOLS: UDP

DESTINATION PORTS: 53

64075
TOTAL DATA: 3.75 Gb / 2.62 Mp

PEAK SIZE: 2.26 Gbps / 0.20 Mpps

SOURCE AS: AS10796

SOURCE COUNTRY: United States

MITIGATION SITES: Chicago

PROTOCOLS: UDP

DESTINATION PORTS: 53

6364
TOTAL DATA: 3.75 Gb / 2.62 Mp

PEAK SIZE: 3.39 Gbps / 0.30 Mpps

SOURCE AS: AS5650

SOURCE COUNTRY: United States

MITIGATION SITES: Los Angeles

PROTOCOLS: UDP

DESTINATION PORTS: 53

ANALYSIS BY SOURCE PORT (CONTINUED)
3224
TOTAL DATA: 3.68 Gb / 2.57 Mp

PEAK SIZE: 2.26 Gbps / 0.20 Mpps

SOURCE AS: AS37611, AS9304

SOURCE COUNTRY: Hong Kong, South Africa

MITIGATION SITES: Hong Kong, Marseilles

PROTOCOLS: UDP

DESTINATION PORTS: 53

54883
TOTAL DATA: 3.68 Gb / 2.57 Mp

PEAK SIZE: 2.83 Gbps / 0.25 Mpps

SOURCE AS: AS577

SOURCE COUNTRY: Canada

MITIGATION SITES: Chicago

PROTOCOLS: UDP

DESTINATION PORTS: 53

8664
TOTAL DATA: 3.61 Gb / 2.53 Mp

PEAK SIZE: 1.70 Gbps / 0.15 Mpps

SOURCE AS: AS19901

SOURCE COUNTRY: United States

MITIGATION SITES: Atlanta

PROTOCOLS: UDP

DESTINATION PORTS: 53

ANALYSIS BY SOURCE ADDRESS

A comprehensive list of source addresses for this attack is listed here. Where the quantity of addresses exceeds 500, only the top 500 are shown. Addresses are sorted by total million packets.

Address	Country	ASN	Max		Total Data	
			Mpps	Gbps	Mp	Gb
106.219.154.183	India	AS24560	0.35	3.96	3.17	4.52
47.206.115.167	United States	AS5650	0.30	3.39	2.87	4.10
96.241.30.70	United States	AS701	0.25	2.83	2.82	4.03
93.89.140.237	United Kingdom	AS12496	0.25	2.83	2.77	3.96
108.24.227.247	United States	AS701	0.30	3.39	2.77	3.96
47.207.54.178	United States	AS5650	0.25	2.83	2.72	3.89
47.147.149.237	United States	AS5650	0.30	3.39	2.72	3.89
92.179.201.216	France	AS8362	0.25	2.83	2.67	3.82
74.128.247.69	United States	AS10796	0.20	2.26	2.62	3.75
47.150.220.34	United States	AS5650	0.30	3.39	2.62	3.75
184.147.106.45	Canada	AS577	0.25	2.83	2.57	3.68
24.182.56.3	United States	AS20115	0.30	3.39	2.57	3.68
143.103.76.111	United States	AS19901	0.15	1.70	2.53	3.61
89.36.71.127	United Kingdom	AS56478	0.20	2.26	2.53	3.61
61.244.43.130	Hong Kong	AS9269	0.20	2.26	2.53	3.61
66.218.46.171	United States	AS30041	0.25	2.83	2.53	3.61
118.200.244.51	Singapore	AS9506	0.35	3.96	2.53	3.61
79.80.159.62	France	AS15557	0.25	2.83	2.48	3.54
151.69.187.189	Italy	AS1267	0.25	2.83	2.48	3.54
68.129.16.176	United States	AS701	0.20	2.26	2.43	3.46
49.49.197.237	Thailand	AS45758	0.20	2.26	2.43	3.46
173.235.110.92	United States	AS11272	0.20	2.26	2.43	3.46
209.209.105.175	United States	AS32281	0.25	2.83	2.38	3.39
42.200.153.33	Hong Kong	AS4760	0.25	2.83	2.38	3.39
84.110.149.154	Israel	AS8551	0.20	2.26	2.33	3.32
158.80.232.184	United States	AS400220	0.20	2.26	2.33	3.32
71.126.97.22	United States	AS701	0.25	2.83	2.33	3.32
210.3.190.38	Hong Kong	AS9304	0.20	2.26	2.28	3.25
108.29.62.132	United States	AS701	0.25	2.83	2.28	3.25
74.90.212.126	United States	AS6128	0.20	2.26	2.23	3.18
184.148.37.72	Canada	AS577	0.20	2.26	2.18	3.11
38.23.18.10	United States	AS23418	0.45	5.09	2.18	3.11
170.254.120.14	Brazil	AS271008	0.20	2.26	2.13	3.04
100.12.21.38	United States	AS701	0.20	2.26	2.08	2.97
1.33.50.237	Japan	AS2514	0.20	2.26	2.03	2.90

ANALYSIS BY SOURCE ADDRESS (CONTINUED)

Address	Country	ASN	Max		Total Data	
			Mpps	Gbps	Mp	Gb
108.161.115.147	Canada	AS5645	0.20	2.26	2.03	2.90
156.146.151.166	United States	AS1448	0.25	2.83	2.03	2.90
75.141.213.84	United States	AS20115	0.30	3.39	2.03	2.90
140.228.64.66	United Kingdom	AS56478	0.15	1.70	1.98	2.83
140.228.69.59	United Kingdom	AS56478	0.25	2.83	1.98	2.83
67.212.248.163	United States	AS19331	0.30	3.39	1.98	2.83
108.4.61.228	United States	AS701	0.20	2.26	1.93	2.76
116.15.226.18	Singapore	AS9506	0.20	2.26	1.93	2.76
72.49.179.64	United States	AS6181	0.25	2.83	1.93	2.76
115.21.140.191	South Korea	AS4766	0.25	2.83	1.93	2.76
74.15.226.224	Canada	AS577	0.20	2.26	1.88	2.69
205.144.222.95	United States	AS30165	0.20	2.26	1.88	2.69
42.200.66.5	Hong Kong	AS4760	0.20	2.26	1.88	2.69
166.70.97.234	United States	AS6315	0.15	1.70	1.83	2.62
137.220.123.37	United Kingdom	AS56478	0.20	2.26	1.83	2.62
100.17.246.40	United States	AS701	0.15	1.70	1.78	2.55
47.148.208.164	United States	AS5650	0.15	1.70	1.78	2.55
87.121.36.153	Italy	AS210218	0.20	2.26	1.78	2.55
104.195.241.169	Canada	AS5645	0.20	2.26	1.78	2.55
140.136.214.225	Taiwan	AS38845	0.20	2.26	1.78	2.55
210.54.239.178	New Zealand	AS4771	0.15	1.70	1.73	2.47
192.24.189.45	United States	AS6181	0.15	1.70	1.73	2.47
204.8.55.150	United States	AS15305	0.25	2.83	1.73	2.47
47.36.113.24	United States	AS20115	0.20	2.26	1.68	2.40
85.221.233.62	Poland	AS13110	0.20	2.26	1.68	2.40
108.58.19.74	United States	AS6128	0.15	1.70	1.63	2.33
184.82.65.148	Thailand	AS133481	0.20	2.26	1.63	2.33
192.228.129.173	Malaysia	AS9930	0.20	2.26	1.63	2.33
122.121.29.145	Taiwan	AS3462	0.25	2.83	1.63	2.33
151.45.147.69	Italy	AS1267	0.30	3.39	1.63	2.33
141.239.133.33	United States	AS36149	0.20	2.26	1.58	2.26
185.100.139.182	Spain	AS12357	0.20	2.26	1.58	2.26
32.216.85.159	United States	AS46690	0.20	2.26	1.58	2.26
98.29.33.234	United States	AS10796	0.10	1.13	1.53	2.19
64.237.213.158	Puerto Rico	AS10396	0.15	1.70	1.53	2.19

ANALYSIS BY SOURCE ADDRESS (CONTINUED)

Address	Country	ASN	Max		Total Data	
			Mpps	Gbps	Mp	Gb
58.11.21.64	Thailand	AS17552	0.15	1.70	1.53	2.19
103.88.142.133	Bangladesh	AS136450	0.20	2.26	1.53	2.19
2.136.230.140	Spain	AS3352	0.20	2.26	1.53	2.19
115.175.224.33	China	AS55990	0.25	2.83	1.53	2.19
45.122.120.43	India	AS134375	0.15	1.70	1.49	2.12
47.151.3.181	United States	AS5650	0.15	1.70	1.49	2.12
173.88.32.216	United States	AS10796	0.15	1.70	1.49	2.12
67.69.6.132	Canada	AS577	0.15	1.70	1.49	2.12
187.140.139.200	Mexico	AS8151	0.20	2.26	1.49	2.12
74.222.64.153	Cayman Islands	AS36549	0.20	2.26	1.49	2.12
37.192.161.158	Russia	AS31200	0.20	2.26	1.49	2.12
24.117.21.18	United States	AS11492	0.15	1.70	1.44	2.05
173.63.63.186	United States	AS701	0.15	1.70	1.44	2.05
5.128.54.157	Russia	AS31200	0.15	1.70	1.44	2.05
173.70.167.24	United States	AS701	0.15	1.70	1.44	2.05
96.36.164.38	United States	AS20115	0.15	1.70	1.44	2.05
32.219.179.2	United States	AS46690	0.15	1.70	1.44	2.05
32.218.118.30	United States	AS46690	0.20	2.26	1.44	2.05
47.204.222.251	United States	AS5650	0.20	2.26	1.44	2.05
79.116.200.245	Spain	AS57269	0.20	2.26	1.44	2.05
216.41.244.101	United States	AS22051	0.20	2.26	1.44	2.05
1.64.180.62	Hong Kong	AS4760	0.20	2.26	1.44	2.05
70.24.205.146	Canada	AS577	0.10	1.13	1.39	1.98
70.23.215.173	United States	AS701	0.10	1.13	1.39	1.98
96.239.123.32	United States	AS701	0.15	1.70	1.39	1.98
24.187.91.117	United States	AS6128	0.15	1.70	1.39	1.98
35.129.154.52	United States	AS20115	0.15	1.70	1.39	1.98
90.119.28.44	France	AS3215	0.15	1.70	1.39	1.98
47.198.229.52	United States	AS5650	0.15	1.70	1.39	1.98
223.204.98.45	Thailand	AS45758	0.15	1.70	1.39	1.98
96.250.18.197	United States	AS701	0.15	1.70	1.39	1.98
5.28.131.212	Israel	AS12849	0.20	2.26	1.39	1.98
174.86.25.227	United States	AS20115	0.20	2.26	1.39	1.98
175.137.219.87	Malaysia	AS4788	0.20	2.26	1.39	1.98
96.28.210.28	United States	AS10796	0.25	2.83	1.39	1.98

ANALYSIS BY SOURCE ADDRESS (CONTINUED)

Address	Country	ASN	Max		Total Data	
			Mpps	Gbps	Mp	Gb
187.225.193.24	Mexico	AS8151	0.10	1.13	1.34	1.91
181.41.82.44	Guyana	AS19863	0.15	1.70	1.34	1.91
74.88.226.197	United States	AS6128	0.15	1.70	1.34	1.91
47.203.89.43	United States	AS5650	0.15	1.70	1.34	1.91
113.161.82.24	Vietnam	AS45899	0.15	1.70	1.34	1.91
79.51.255.155	Italy	AS3269	0.15	1.70	1.34	1.91
74.79.253.160	United States	AS11351	0.15	1.70	1.34	1.91
47.147.88.189	United States	AS5650	0.15	1.70	1.34	1.91
185.236.48.183	Italy	AS44092	0.15	1.70	1.34	1.91
200.225.104.85	Brazil	AS61773	0.15	1.70	1.34	1.91
70.48.156.184	Canada	AS577	0.15	1.70	1.34	1.91
70.27.234.39	Canada	AS577	0.15	1.70	1.34	1.91
45.172.247.229	Brazil	AS268797	0.15	1.70	1.34	1.91
147.91.236.50	Serbia	AS13092	0.20	2.26	1.34	1.91
60.49.246.74	Malaysia	AS4788	0.20	2.26	1.34	1.91
68.191.205.30	United States	AS20115	0.20	2.26	1.34	1.91
122.57.107.227	New Zealand	AS4771	0.20	2.26	1.34	1.91
5.130.220.156	Russia	AS31200	0.25	2.83	1.34	1.91
70.115.38.129	United States	AS11427	0.10	1.13	1.29	1.84
32.218.100.110	United States	AS46690	0.15	1.70	1.29	1.84
35.130.107.18	United States	AS20115	0.20	2.26	1.29	1.84
47.148.148.215	United States	AS5650	0.20	2.26	1.29	1.84
195.80.62.81	Spain	AS44466	0.20	2.26	1.29	1.84
45.230.181.176	Brazil	AS267235	0.20	2.26	1.29	1.84
47.206.6.30	United States	AS5650	0.10	1.13	1.24	1.77
70.30.116.31	Canada	AS577	0.15	1.70	1.24	1.77
47.152.47.154	United States	AS5650	0.15	1.70	1.24	1.77
45.5.87.35	Brazil	AS266090	0.15	1.70	1.24	1.77
170.245.203.200	Brazil	AS263998	0.15	1.70	1.24	1.77
5.16.130.45	Russia	AS31363	0.15	1.70	1.24	1.77
5.128.216.108	Russia	AS31200	0.20	2.26	1.24	1.77
186.233.136.168	Brazil	AS270572	0.20	2.26	1.24	1.77
170.254.10.196	Brazil	AS52573	0.20	2.26	1.24	1.77
73.49.215.30	United States	AS7922	0.25	2.83	1.24	1.77
76.67.132.51	Canada	AS577	0.25	2.83	1.24	1.77

ANALYSIS BY SOURCE ADDRESS (CONTINUED)

Address	Country	ASN	Max		Total Data	
			Mpps	Gbps	Mp	Gb
86.106.171.2	Romania	AS57446	0.10	1.13	1.19	1.70
186.233.136.202	Brazil	AS270572	0.15	1.70	1.19	1.70
179.124.188.164	Brazil	AS61908	0.15	1.70	1.19	1.70
187.168.43.202	Mexico	AS8151	0.15	1.70	1.19	1.70
70.23.101.105	United States	AS701	0.15	1.70	1.19	1.70
186.209.55.240	Brazil	AS53158	0.15	1.70	1.19	1.70
174.91.115.249	Canada	AS577	0.15	1.70	1.19	1.70
177.46.177.190	Brazil	AS28166	0.15	1.70	1.19	1.70
189.245.134.206	Mexico	AS8151	0.15	1.70	1.19	1.70
177.129.227.34	Brazil	AS263049	0.20	2.26	1.19	1.70
68.161.18.194	United States	AS701	0.20	2.26	1.19	1.70
76.187.23.188	United States	AS11427	0.20	2.26	1.19	1.70
189.146.130.27	Mexico	AS8151	0.20	2.26	1.19	1.70
72.34.121.201	United States	AS30041	0.20	2.26	1.19	1.70
47.141.106.14	United States	AS5650	0.10	1.13	1.14	1.63
109.248.153.15	Kazakhstan	AS8200	0.15	1.70	1.14	1.63
47.154.65.29	United States	AS5650	0.15	1.70	1.14	1.63
187.230.133.13	Mexico	AS8151	0.15	1.70	1.14	1.63
89.22.129.23	Russia	AS49893	0.15	1.70	1.14	1.63
75.74.93.117	United States	AS7922	0.15	1.70	1.14	1.63
131.161.15.251	Brazil	AS264358	0.15	1.70	1.14	1.63
89.143.136.244	Slovenia	AS5603	0.20	2.26	1.14	1.63
108.35.74.119	United States	AS701	0.20	2.26	1.14	1.63
23.16.4.130	Canada	AS852	0.20	2.26	1.14	1.63
131.161.175.187	Brazil	AS264381	0.20	2.26	1.14	1.63
85.58.20.2	Spain	AS12479	0.10	1.13	1.09	1.56
47.201.113.217	United States	AS5650	0.15	1.70	1.09	1.56
98.3.19.9	United States	AS11351	0.15	1.70	1.09	1.56
47.20.151.123	United States	AS6128	0.15	1.70	1.09	1.56
189.128.106.76	Mexico	AS8151	0.15	1.70	1.09	1.56
45.173.108.10	Brazil	AS268805	0.15	1.70	1.09	1.56
109.182.122.240	Slovenia	AS5603	0.15	1.70	1.09	1.56
170.233.230.115	Brazil	AS265198	0.15	1.70	1.09	1.56
200.192.151.16	Brazil	AS28572	0.15	1.70	1.09	1.56
189.188.132.226	Mexico	AS8151	0.15	1.70	1.09	1.56

ANALYSIS BY SOURCE ADDRESS (CONTINUED)

Address	Country	ASN	Max		Total Data	
			Mpps	Gbps	Mp	Gb
80.87.145.160	Russia	AS62429	0.20	2.26	1.09	1.56
75.91.162.15	United States	AS7029	0.20	2.26	1.09	1.56
71.208.246.252	United States	AS209	0.20	2.26	1.09	1.56
47.190.17.18	United States	AS5650	0.20	2.26	1.09	1.56
185.186.83.31	Indeterminate	AS206262	0.10	1.13	1.04	1.48
45.165.172.81	Brazil	AS268684	0.10	1.13	1.04	1.48
162.211.71.215	United States	AS16527	0.10	1.13	1.04	1.48
138.204.242.221	Brazil	AS263913	0.10	1.13	1.04	1.48
216.208.171.2	Canada	AS577	0.15	1.70	1.04	1.48
167.250.30.208	Brazil	AS265198	0.15	1.70	1.04	1.48
173.172.157.157	United States	AS11427	0.15	1.70	1.04	1.48
91.201.133.214	Spain	AS44278	0.15	1.70	1.04	1.48
47.144.255.130	United States	AS5650	0.15	1.70	1.04	1.48
134.22.30.93	United States	AS400511	0.15	1.70	1.04	1.48
88.30.30.110	Spain	AS3352	0.15	1.70	1.04	1.48
47.180.167.161	United States	AS5650	0.15	1.70	1.04	1.48
122.117.227.68	Taiwan	AS3462	0.15	1.70	1.04	1.48
174.98.167.27	United States	AS10796	0.15	1.70	1.04	1.48
59.127.1.132	Taiwan	AS3462	0.20	2.26	1.04	1.48
167.250.2.81	Brazil	AS265185	0.20	2.26	1.04	1.48
143.59.193.26	United States	AS12083	0.20	2.26	1.04	1.48
178.254.197.58	Bulgaria	AS20911	0.20	2.26	1.04	1.48
175.136.132.235	Malaysia	AS4788	0.10	1.13	0.99	1.41
168.194.251.40	Brazil	AS269359	0.10	1.13	0.99	1.41
128.201.43.16	Brazil	AS266651	0.10	1.13	0.99	1.41
91.230.57.11	Spain	AS44278	0.10	1.13	0.99	1.41
101.95.143.178	China	AS4812	0.10	1.13	0.99	1.41
92.140.117.70	France	AS3215	0.10	1.13	0.99	1.41
69.120.196.132	United States	AS6128	0.10	1.13	0.99	1.41
138.185.238.245	Brazil	AS263919	0.15	1.70	0.99	1.41
167.250.2.52	Brazil	AS265185	0.15	1.70	0.99	1.41
92.81.156.226	Romania	AS9050	0.15	1.70	0.99	1.41
49.48.103.13	Thailand	AS45758	0.15	1.70	0.99	1.41
47.181.227.26	United States	AS5650	0.15	1.70	0.99	1.41
83.112.160.139	France	AS3215	0.15	1.70	0.99	1.41

ANALYSIS BY SOURCE ADDRESS (CONTINUED)

Address	Country	ASN	Max		Total Data	
			Mpps	Gbps	Mp	Gb
71.208.102.116	United States	AS209	0.15	1.70	0.99	1.41
24.153.209.181	United States	AS11427	0.15	1.70	0.99	1.41
47.141.165.125	United States	AS5650	0.20	2.26	0.99	1.41
46.110.79.81	United States	AS30600	0.20	2.26	0.99	1.41
201.123.9.194	Mexico	AS8151	0.10	1.13	0.94	1.34
170.233.228.204	Brazil	AS265198	0.10	1.13	0.94	1.34
79.116.64.221	Spain	AS57269	0.10	1.13	0.94	1.34
189.36.244.221	Brazil	AS270795	0.10	1.13	0.94	1.34
45.184.180.234	Brazil	AS269393	0.10	1.13	0.94	1.34
187.158.63.183	Mexico	AS8151	0.10	1.13	0.94	1.34
187.173.242.36	Mexico	AS8151	0.10	1.13	0.94	1.34
59.127.202.107	Taiwan	AS3462	0.10	1.13	0.94	1.34
164.163.98.72	Brazil	AS265949	0.10	1.13	0.94	1.34
185.100.139.123	Spain	AS12357	0.10	1.13	0.94	1.34
131.241.44.45	United States	AS6181	0.10	1.13	0.94	1.34
47.154.240.169	United States	AS5650	0.10	1.13	0.94	1.34
177.125.40.65	Brazil	AS52606	0.15	1.70	0.94	1.34
189.250.79.150	Mexico	AS8151	0.15	1.70	0.94	1.34
189.131.157.182	Mexico	AS8151	0.15	1.70	0.94	1.34
5.128.106.122	Russia	AS31200	0.15	1.70	0.94	1.34
191.209.57.133	Brazil	AS27699	0.15	1.70	0.94	1.34
66.172.116.30	United States	AS13370	0.15	1.70	0.94	1.34
185.243.94.149	Spain	AS202375	0.15	1.70	0.94	1.34
143.202.4.169	Brazil	AS264049	0.15	1.70	0.94	1.34
121.123.101.63	Malaysia	AS9534	0.15	1.70	0.94	1.34
47.233.1.108	United States	AS20115	0.15	1.70	0.94	1.34
5.130.65.140	Russia	AS31200	0.15	1.70	0.94	1.34
177.91.56.26	Brazil	AS270798	0.15	1.70	0.94	1.34
122.116.27.204	Taiwan	AS3462	0.20	2.26	0.94	1.34
24.107.150.37	United States	AS20115	0.20	2.26	0.94	1.34
131.221.128.197	Brazil	AS263569	0.20	2.26	0.94	1.34
72.129.171.54	United States	AS11427	0.25	2.83	0.94	1.34
209.14.12.251	Brazil	AS52780	0.10	1.13	0.89	1.27
167.250.66.99	Brazil	AS265204	0.10	1.13	0.89	1.27
67.80.125.240	United States	AS6128	0.10	1.13	0.89	1.27

ANALYSIS BY SOURCE ADDRESS (CONTINUED)

Address	Country	ASN	Max		Total Data	
			Mpps	Gbps	Mp	Gb
142.198.229.101	Canada	AS577	0.10	1.13	0.89	1.27
185.100.139.129	Spain	AS12357	0.10	1.13	0.89	1.27
216.188.214.138	United States	AS15011	0.10	1.13	0.89	1.27
168.197.138.120	Brazil	AS52872	0.10	1.13	0.89	1.27
168.205.50.157	Brazil	AS265363	0.10	1.13	0.89	1.27
185.179.29.202	Indeterminate	AS206262	0.10	1.13	0.89	1.27
200.225.104.19	Brazil	AS61773	0.10	1.13	0.89	1.27
94.76.136.125	Spain	AS29119	0.10	1.13	0.89	1.27
137.119.41.18	United States	AS22191	0.10	1.13	0.89	1.27
84.77.225.32	Spain	AS12479	0.10	1.13	0.89	1.27
185.243.92.210	Spain	AS202375	0.10	1.13	0.89	1.27
186.209.63.249	Brazil	AS53158	0.15	1.70	0.89	1.27
138.186.95.3	Brazil	AS263124	0.15	1.70	0.89	1.27
167.250.30.186	Brazil	AS265198	0.15	1.70	0.89	1.27
168.196.60.140	Brazil	AS265464	0.15	1.70	0.89	1.27
38.71.105.32	United States	AS46449	0.15	1.70	0.89	1.27
186.248.37.140	Brazil	AS23106	0.15	1.70	0.89	1.27
173.34.187.157	Canada	AS812	0.15	1.70	0.89	1.27
190.93.239.125	Chile	AS27979	0.15	1.70	0.89	1.27
170.254.10.176	Brazil	AS52573	0.15	1.70	0.89	1.27
45.160.233.141	Brazil	AS268429	0.15	1.70	0.89	1.27
189.1.85.195	Brazil	AS28664	0.15	1.70	0.89	1.27
108.35.141.6	United States	AS701	0.15	1.70	0.89	1.27
5.130.106.230	Russia	AS31200	0.15	1.70	0.89	1.27
177.125.40.92	Brazil	AS52606	0.15	1.70	0.89	1.27
45.70.164.234	Brazil	AS267578	0.15	1.70	0.89	1.27
95.86.41.108	Indeterminate	AS206262	0.15	1.70	0.89	1.27
45.162.177.58	Brazil	AS268537	0.15	1.70	0.89	1.27
45.169.153.171	Brazil	AS268111	0.20	2.26	0.89	1.27
65.181.85.119	Hong Kong	AS4760	0.20	2.26	0.89	1.27
45.187.168.82	Brazil	AS269473	0.25	2.83	0.89	1.27
90.36.92.106	Guadeloupe	AS3215	0.25	2.83	0.89	1.27
185.179.31.199	Indeterminate	AS206262	0.10	1.13	0.84	1.20
99.131.24.216	United States	AS7018	0.10	1.13	0.84	1.20
168.197.81.95	Brazil	AS264386	0.10	1.13	0.84	1.20

ANALYSIS BY SOURCE ADDRESS (CONTINUED)

Address	Country	ASN	Max		Total Data	
			Mpps	Gbps	Mp	Gb
80.232.222.21	Latvia	AS12578	0.10	1.13	0.84	1.20
66.24.194.246	United States	AS11351	0.10	1.13	0.84	1.20
109.208.214.207	France	AS3215	0.10	1.13	0.84	1.20
77.126.130.169	Israel	AS12400	0.10	1.13	0.84	1.20
101.100.148.35	New Zealand	AS9790	0.10	1.13	0.84	1.20
177.46.176.117	Brazil	AS28166	0.10	1.13	0.84	1.20
90.25.40.240	France	AS3215	0.10	1.13	0.84	1.20
173.77.104.124	United States	AS701	0.10	1.13	0.84	1.20
72.34.122.35	United States	AS30041	0.10	1.13	0.84	1.20
74.222.79.212	Cayman Islands	AS36549	0.10	1.13	0.84	1.20
186.225.176.190	Brazil	AS263099	0.10	1.13	0.84	1.20
138.0.239.116	Brazil	AS264573	0.10	1.13	0.84	1.20
70.52.179.38	Canada	AS577	0.10	1.13	0.84	1.20
170.150.137.82	Brazil	AS265041	0.10	1.13	0.84	1.20
96.29.37.244	United States	AS10796	0.10	1.13	0.84	1.20
95.86.57.46	Indeterminate	AS206262	0.10	1.13	0.84	1.20
160.19.203.111	Chile	AS266771	0.10	1.13	0.84	1.20
173.189.216.59	United States	AS7029	0.10	1.13	0.84	1.20
37.77.165.19	Italy	AS197075	0.10	1.13	0.84	1.20
67.80.68.120	United States	AS6128	0.15	1.70	0.84	1.20
47.180.182.124	United States	AS5650	0.15	1.70	0.84	1.20
45.182.136.247	Brazil	AS269229	0.15	1.70	0.84	1.20
45.170.0.215	Brazil	AS268141	0.15	1.70	0.84	1.20
47.153.125.212	United States	AS5650	0.15	1.70	0.84	1.20
208.26.87.186	Cayman Islands	AS36549	0.15	1.70	0.84	1.20
200.106.160.130	Brazil	AS271252	0.15	1.70	0.84	1.20
200.0.57.212	Brazil	AS52739	0.15	1.70	0.84	1.20
138.204.38.134	Brazil	AS61775	0.15	1.70	0.84	1.20
200.225.104.14	Brazil	AS61773	0.15	1.70	0.84	1.20
170.233.229.208	Brazil	AS265198	0.15	1.70	0.84	1.20
170.78.36.152	Brazil	AS266274	0.15	1.70	0.84	1.20
85.128.78.18	Poland	AS12741	0.15	1.70	0.84	1.20
47.179.20.3	United States	AS5650	0.15	1.70	0.84	1.20
74.12.102.200	Canada	AS577	0.15	1.70	0.84	1.20
45.238.45.206	Brazil	AS268312	0.15	1.70	0.84	1.20

ANALYSIS BY SOURCE ADDRESS (CONTINUED)

Address	Country	ASN	Max		Total Data	
			Mpps	Gbps	Mp	Gb
217.147.184.134	United States	AS26223	0.15	1.70	0.84	1.20
114.32.87.173	Taiwan	AS3462	0.15	1.70	0.84	1.20
177.21.159.81	Brazil	AS271705	0.15	1.70	0.84	1.20
201.49.190.18	Spain	AS204774	0.20	2.26	0.84	1.20
5.129.49.172	Russia	AS31200	0.20	2.26	0.84	1.20
170.233.230.212	Brazil	AS265198	0.05	0.57	0.79	1.13
108.14.224.173	United States	AS701	0.10	1.13	0.79	1.13
187.170.237.24	Mexico	AS8151	0.10	1.13	0.79	1.13
47.147.212.121	United States	AS5650	0.10	1.13	0.79	1.13
189.36.244.236	Brazil	AS270795	0.10	1.13	0.79	1.13
162.43.211.5	United States	AS16433	0.10	1.13	0.79	1.13
68.132.188.208	United States	AS701	0.10	1.13	0.79	1.13
108.46.157.109	United States	AS701	0.10	1.13	0.79	1.13
190.112.143.173	Brazil	AS269708	0.10	1.13	0.79	1.13
167.250.2.46	Brazil	AS265185	0.10	1.13	0.79	1.13
170.78.100.35	Brazil	AS266277	0.10	1.13	0.79	1.13
190.2.78.9	Brazil	AS61920	0.10	1.13	0.79	1.13
189.36.244.155	Brazil	AS270795	0.10	1.13	0.79	1.13
187.236.118.139	Mexico	AS8151	0.10	1.13	0.79	1.13
167.250.29.103	Brazil	AS265198	0.10	1.13	0.79	1.13
177.75.11.95	Brazil	AS28178	0.10	1.13	0.79	1.13
177.86.79.85	Brazil	AS52561	0.10	1.13	0.79	1.13
45.164.74.195	Brazil	AS268690	0.10	1.13	0.79	1.13
168.194.24.244	Brazil	AS265390	0.10	1.13	0.79	1.13
168.227.186.34	Brazil	AS264887	0.10	1.13	0.79	1.13
177.125.42.1	Brazil	AS52606	0.10	1.13	0.79	1.13
213.255.192.129	Israel	AS208666	0.10	1.13	0.79	1.13
142.180.209.228	Canada	AS577	0.10	1.13	0.79	1.13
24.140.202.205	United States	AS12097	0.15	1.70	0.79	1.13
84.236.141.197	Spain	AS29119	0.15	1.70	0.79	1.13
177.23.25.130	Brazil	AS270996	0.15	1.70	0.79	1.13
98.103.100.180	United States	AS10796	0.15	1.70	0.79	1.13
179.0.113.240	Brazil	AS271306	0.15	1.70	0.79	1.13
45.169.152.73	Brazil	AS268111	0.15	1.70	0.79	1.13
46.201.35.225	Ukraine	AS6849	0.15	1.70	0.79	1.13

ANALYSIS BY SOURCE ADDRESS (CONTINUED)

Address	Country	ASN	Max		Total Data	
			Mpps	Gbps	Mp	Gb
45.228.246.130	Brazil	AS267083	0.15	1.70	0.79	1.13
87.238.210.129	Indeterminite	AS206262	0.15	1.70	0.79	1.13
186.233.219.182	Brazil	AS263085	0.25	2.83	0.79	1.13
79.129.107.12	Greece	AS6799	0.05	0.57	0.74	1.06
187.49.145.60	Brazil	AS270531	0.10	1.13	0.74	1.06
177.92.178.84	Brazil	AS52573	0.10	1.13	0.74	1.06
187.95.218.35	Brazil	AS270593	0.10	1.13	0.74	1.06
167.250.29.234	Brazil	AS265198	0.10	1.13	0.74	1.06
187.234.185.232	Mexico	AS8151	0.10	1.13	0.74	1.06
98.142.70.43	United States	AS30029	0.10	1.13	0.74	1.06
180.72.94.69	Malaysia	AS4788	0.10	1.13	0.74	1.06
45.237.60.197	Brazil	AS268275	0.10	1.13	0.74	1.06
117.200.87.160	India	AS9829	0.10	1.13	0.74	1.06
45.71.80.137	Brazil	AS264525	0.10	1.13	0.74	1.06
189.223.29.51	Mexico	AS8151	0.10	1.13	0.74	1.06
201.170.73.142	Mexico	AS8151	0.10	1.13	0.74	1.06
38.252.65.105	Brazil	AS266366	0.10	1.13	0.74	1.06
187.208.49.201	Mexico	AS8151	0.10	1.13	0.74	1.06
75.57.254.99	United States	AS7018	0.10	1.13	0.74	1.06
59.182.66.159	India	AS9829	0.10	1.13	0.74	1.06
47.199.237.36	United States	AS5650	0.10	1.13	0.74	1.06
84.236.140.64	Spain	AS29119	0.10	1.13	0.74	1.06
122.117.101.217	Taiwan	AS3462	0.10	1.13	0.74	1.06
69.130.116.116	United States	AS4181	0.10	1.13	0.74	1.06
92.99.44.162	United Arab Emirates	AS5384	0.10	1.13	0.74	1.06
181.41.80.2	Guyana	AS19863	0.10	1.13	0.74	1.06
138.97.242.214	Brazil	AS264217	0.15	1.70	0.74	1.06
170.83.147.229	Brazil	AS266468	0.15	1.70	0.74	1.06
202.186.198.93	Malaysia	AS9930	0.15	1.70	0.74	1.06
60.250.38.12	Taiwan	AS3462	0.15	1.70	0.74	1.06
24.78.78.204	Canada	AS6327	0.15	1.70	0.74	1.06
45.234.198.95	Brazil	AS267384	0.15	1.70	0.74	1.06
200.39.44.153	Brazil	AS271425	0.15	1.70	0.74	1.06
193.250.4.216	France	AS3215	0.15	1.70	0.74	1.06
132.255.213.144	Brazil	AS264521	0.15	1.70	0.74	1.06

ANALYSIS BY SOURCE ADDRESS (CONTINUED)

Address	Country	ASN	Max		Total Data	
			Mpps	Gbps	Mp	Gb
45.162.177.57	Brazil	AS268537	0.15	1.70	0.74	1.06
189.225.244.185	Mexico	AS8151	0.20	2.26	0.74	1.06
73.189.197.183	United States	AS7922	0.20	2.26	0.74	1.06
61.6.135.160	Malaysia	AS9930	0.20	2.26	0.74	1.06
213.154.22.222	Azerbaijan	AS28787	0.20	2.26	0.74	1.06
132.255.188.23	Brazil	AS266346	0.05	0.57	0.69	0.99
118.170.190.57	Taiwan	AS3462	0.10	1.13	0.69	0.99
117.195.102.37	India	AS9829	0.10	1.13	0.69	0.99
45.163.149.109	Brazil	AS268560	0.10	1.13	0.69	0.99
177.183.247.60	Brazil	AS28573	0.10	1.13	0.69	0.99
100.8.190.53	United States	AS701	0.10	1.13	0.69	0.99
184.147.76.132	Canada	AS577	0.10	1.13	0.69	0.99
69.127.209.57	United States	AS6128	0.10	1.13	0.69	0.99
185.100.139.133	Spain	AS12357	0.10	1.13	0.69	0.99
109.146.126.72	United Kingdom	AS2856	0.10	1.13	0.69	0.99
76.187.173.52	United States	AS11427	0.10	1.13	0.69	0.99
167.250.30.249	Brazil	AS265198	0.10	1.13	0.69	0.99
185.171.61.119	Indeterminate	AS206262	0.10	1.13	0.69	0.99
46.201.148.118	Ukraine	AS6849	0.10	1.13	0.69	0.99
168.196.60.134	Brazil	AS265464	0.10	1.13	0.69	0.99
170.0.91.201	Brazil	AS264964	0.10	1.13	0.69	0.99
108.180.121.113	Canada	AS852	0.10	1.13	0.69	0.99
76.68.127.144	Canada	AS577	0.10	1.13	0.69	0.99
168.196.60.136	Brazil	AS265464	0.10	1.13	0.69	0.99
177.128.40.61	Brazil	AS262367	0.10	1.13	0.69	0.99
50.72.175.209	Canada	AS6327	0.10	1.13	0.69	0.99
45.169.45.166	Brazil	AS268097	0.10	1.13	0.69	0.99
200.229.87.142	Brazil	AS61775	0.10	1.13	0.69	0.99
87.238.211.141	Indeterminate	AS206262	0.10	1.13	0.69	0.99
74.101.108.84	United States	AS701	0.10	1.13	0.69	0.99
45.71.161.57	Brazil	AS267638	0.10	1.13	0.69	0.99
47.146.8.169	United States	AS5650	0.10	1.13	0.69	0.99
185.100.139.252	Spain	AS12357	0.10	1.13	0.69	0.99
164.163.97.116	Brazil	AS265949	0.10	1.13	0.69	0.99
45.168.112.169	Brazil	AS268055	0.10	1.13	0.69	0.99

ANALYSIS BY SOURCE ADDRESS (CONTINUED)

Address	Country	ASN	Max		Total Data	
			Mpps	Gbps	Mp	Gb
138.219.49.78	Brazil	AS273309	0.10	1.13	0.69	0.99
179.125.99.145	Brazil	AS28198	0.10	1.13	0.69	0.99
50.145.202.11	United States	AS7922	0.10	1.13	0.69	0.99
168.196.60.138	Brazil	AS265464	0.10	1.13	0.69	0.99
187.154.215.20	Mexico	AS8151	0.10	1.13	0.69	0.99
185.243.95.204	Spain	AS202375	0.10	1.13	0.69	0.99
76.69.6.67	Canada	AS577	0.10	1.13	0.69	0.99
14.161.19.212	Vietnam	AS45899	0.10	1.13	0.69	0.99
47.157.83.233	United States	AS5650	0.15	1.70	0.69	0.99
217.164.211.236	United Arab Emirates	AS5384	0.15	1.70	0.69	0.99
186.193.48.76	Brazil	AS53135	0.15	1.70	0.69	0.99
172.102.82.158	United States	AS5650	0.15	1.70	0.69	0.99
45.7.34.101	Brazil	AS266597	0.15	1.70	0.69	0.99
185.243.95.12	Spain	AS202375	0.15	1.70	0.69	0.99
50.48.198.228	United States	AS5650	0.15	1.70	0.69	0.99
47.180.35.154	United States	AS5650	0.15	1.70	0.69	0.99
187.62.206.32	Brazil	AS262617	0.15	1.70	0.69	0.99
194.113.69.242	Spain	AS209031	0.15	1.70	0.69	0.99
187.73.176.234	Colombia	AS269990	0.15	1.70	0.69	0.99
88.202.143.184	United Kingdom	AS56329	0.15	1.70	0.69	0.99
45.184.180.188	Brazil	AS269393	0.15	1.70	0.69	0.99
189.253.203.4	Mexico	AS8151	0.15	1.70	0.69	0.99
100.2.41.143	United States	AS701	0.15	1.70	0.69	0.99
107.220.94.98	United States	AS7018	0.15	1.70	0.69	0.99
189.159.215.11	Mexico	AS8151	0.15	1.70	0.69	0.99
45.226.246.17	Brazil	AS266999	0.15	1.70	0.69	0.99
174.86.152.28	United States	AS20115	0.15	1.70	0.69	0.99
177.10.84.93	Brazil	AS262846	0.15	1.70	0.69	0.99
179.125.101.146	Brazil	AS28198	0.15	1.70	0.69	0.99
179.189.0.151	Brazil	AS28309	0.15	1.70	0.69	0.99
189.14.215.141	Brazil	AS28328	0.15	1.70	0.69	0.99
36.239.194.129	Taiwan	AS3462	0.15	1.70	0.69	0.99
45.71.161.145	Brazil	AS267638	0.20	2.26	0.69	0.99
99.122.240.216	United States	AS7018	0.20	2.26	0.69	0.99
70.143.117.93	United States	AS7018	0.20	2.26	0.69	0.99

ANALYSIS BY SOURCE ADDRESS (CONTINUED)

Address	Country	ASN	Max		Total Data	
			Mpps	Gbps	Mp	Gb
91.220.69.14	Russia	AS58096	0.05	0.57	0.64	0.92
32.223.250.84	United States	AS46690	0.05	0.57	0.64	0.92
80.13.38.170	France	AS3215	0.05	0.57	0.64	0.92
185.179.29.195	Indeterminate	AS206262	0.05	0.57	0.64	0.92
81.250.146.36	France	AS3215	0.05	0.57	0.64	0.92
94.59.145.157	United Arab Emirates	AS5384	0.05	0.57	0.64	0.92
5.130.119.173	Russia	AS31200	0.10	1.13	0.64	0.92
38.226.187.204	Brazil	AS271023	0.10	1.13	0.64	0.92
170.254.10.184	Brazil	AS52573	0.10	1.13	0.64	0.92
193.253.40.194	France	AS3215	0.10	1.13	0.64	0.92
189.28.45.78	Brazil	AS28293	0.10	1.13	0.64	0.92
45.169.46.206	Brazil	AS268097	0.10	1.13	0.64	0.92
211.106.88.130	South Korea	AS4766	0.10	1.13	0.64	0.92
177.128.40.132	Brazil	AS262367	0.10	1.13	0.64	0.92
200.152.70.33	Brazil	AS14463	0.10	1.13	0.64	0.92
66.232.53.213	United States	AS63448	0.10	1.13	0.64	0.92
99.65.106.244	United States	AS7018	0.10	1.13	0.64	0.92
95.98.75.0	Netherlands	AS50266	0.10	1.13	0.64	0.92
45.70.164.243	Brazil	AS267578	0.10	1.13	0.64	0.92
45.235.11.129	Brazil	AS267405	0.10	1.13	0.64	0.92
177.86.79.89	Brazil	AS52561	0.10	1.13	0.64	0.92
106.0.56.224	India	AS135031	0.10	1.13	0.64	0.92
177.221.181.40	Brazil	AS52673	0.10	1.13	0.64	0.92
177.21.202.66	Brazil	AS28667	0.10	1.13	0.64	0.92
168.205.51.136	Brazil	AS265363	0.10	1.13	0.64	0.92
187.95.170.179	Brazil	AS28649	0.10	1.13	0.64	0.92
45.6.0.116	Brazil	AS262875	0.10	1.13	0.64	0.92
86.99.69.172	United Arab Emirates	AS5384	0.10	1.13	0.64	0.92
74.105.13.62	United States	AS701	0.10	1.13	0.64	0.92
180.198.42.116	Japan	AS18126	0.10	1.13	0.64	0.92
185.243.92.205	Spain	AS202375	0.10	1.13	0.64	0.92
95.86.40.72	Indeterminate	AS206262	0.10	1.13	0.64	0.92
109.67.157.79	Israel	AS6810	0.10	1.13	0.64	0.92
99.246.93.106	Canada	AS812	0.10	1.13	0.64	0.92
83.149.156.139	Italy	AS31319	0.10	1.13	0.64	0.92

ANALYSIS BY SOURCE ADDRESS (CONTINUED)

Address	Country	ASN	Max		Total Data	
			Mpps	Gbps	Mp	Gb
164.163.98.67	Brazil	AS265949	0.10	1.13	0.64	0.92
45.160.233.10	Brazil	AS268429	0.10	1.13	0.64	0.92
45.165.149.160	Brazil	AS268678	0.15	1.70	0.64	0.92
45.230.39.227	Chile	AS271869	0.15	1.70	0.64	0.92
185.208.23.104	Spain	AS50564	0.15	1.70	0.64	0.92
69.118.32.213	United States	AS6128	0.15	1.70	0.64	0.92
46.43.81.213	Palestine	AS51407	0.15	1.70	0.64	0.92
45.229.102.220	Brazil	AS267147	0.15	1.70	0.64	0.92
45.237.60.223	Brazil	AS268275	0.15	1.70	0.64	0.92
187.62.204.205	Brazil	AS262617	0.15	1.70	0.64	0.92